



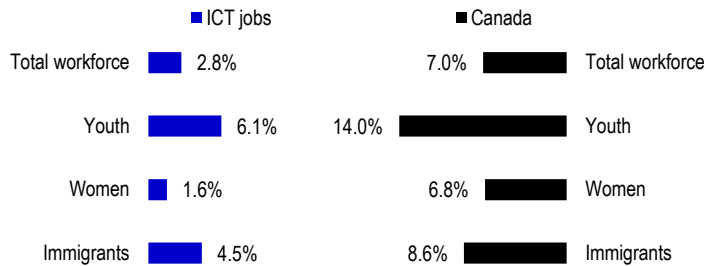
## DIGITAL ECONOMY LABOUR MARKET MONTHLY SNAPSHOT — JULY 2014

### EMPLOYMENT

- in Canada's ICT sector: 638,000 (↓2,000)
- in ICT jobs in other sectors: 480,000 (↑6,000)
- in Canada's digital economy: 1,118,000 (↑4,000)
- in ICT jobs in the digital economy: 859,000 (↑12,000)



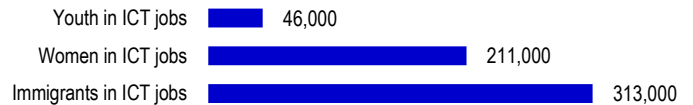
### JOBLESSNESS



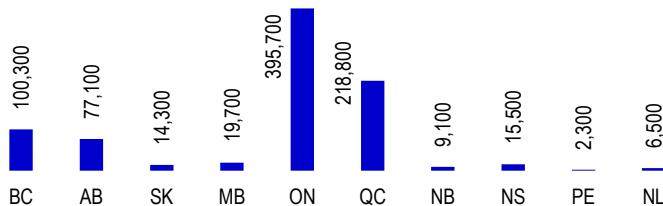
- The jobless rate in ICT jobs is 2.8%, compared to the Canadian jobless rate of 7.0%
- Among youth in ICT jobs, the jobless rate is 6.1%, compared to 14.0% among all youth in Canada
- Among women in ICT jobs, the jobless rate is 1.6%, compared to 6.8% among all women in Canada
- Among immigrants in ICT jobs, the jobless rate is 4.5%, compared to 8.6% among all immigrants in Canada

### DIVERSITY

- Employed youth in ICT jobs: 46,000
- Employed women in ICT jobs: 211,000
- Employed immigrants in ICT jobs: 313,000



### GEOGRAPHY



- ICT employment is 100,000 in British Columbia, 77,000 in Alberta, 14,000 in Saskatchewan, 19,000 in Manitoba, 395,000 in Ontario, 218,000 in Quebec, 9,000 in New Brunswick, 15,000 in Nova Scotia, 2,000 in Prince Edward Island, and 6,000 in Newfoundland & Labrador

### JOB GROWTH

Highest numbers of new jobs in July 2014 were created for:

- web / network support technicians/administrators (↑3,400)
- multimedia designers / graphic illustrators (↑2,700)

### EMPLOYMENT OUTLOOK

In the next month, highest numbers of new jobs are projected to be created for:

- data analytics / database architects/administrators
- web developers

### Notes

[Digital Economy Labour Force](#)

[ICT Sector](#)

For the latest ICTC news and developments follow us on Twitter [@ICTC\\_CTIC](#) or [www.ictc-ctic.ca](http://www.ictc-ctic.ca)