



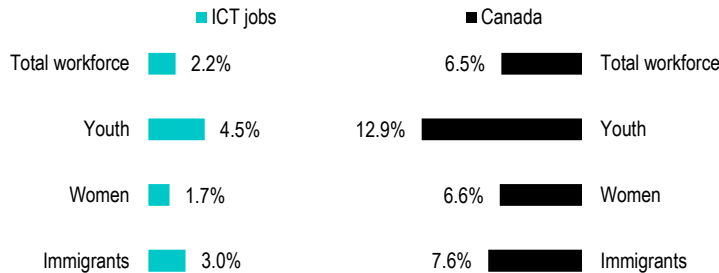
DIGITAL ECONOMY LABOUR MARKET MONTHLY SNAPSHOT — OCTOBER 2014

EMPLOYMENT

- in Canada's ICT sector: 637,000 (↓4,000)
- in ICT jobs in other sectors: 457,000 (↓12,000)
- in Canada's digital economy: 1,094,000 (↓16,000)
- in ICT jobs in the digital economy: 844,000 (↓12,000)



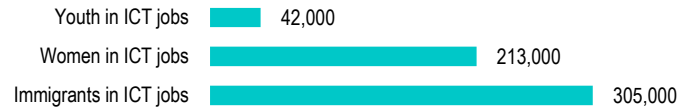
JOBLESSNESS



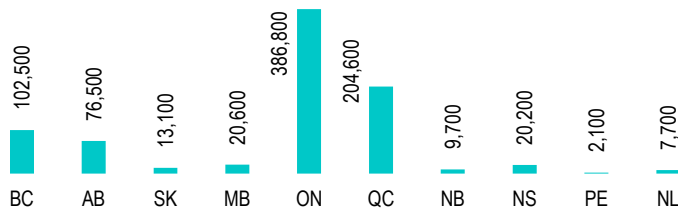
- The jobless rate in ICT jobs is 2.2%, compared to the Canadian jobless rate of 6.5%
- Among youth in ICT jobs, the jobless rate is 4.5%, compared to 12.9% among all youth in Canada
- Among women in ICT jobs, the jobless rate is 1.7%, compared to 6.6% among all women in Canada
- Among immigrants in ICT jobs, the jobless rate is 3.0%, compared to 7.6% among all immigrants in Canada

DIVERSITY

- Employed youth in ICT jobs: 42,000
- Employed women in ICT jobs: 213,000
- Employed immigrants in ICT jobs: 305,000



GEOGRAPHY



- ICT employment is 102,500 in British Columbia, 76,500 in Alberta, 13,100 in Saskatchewan, 20,600 in Manitoba, 386,800 in Ontario, 204,600 in Quebec, 9,700 in New Brunswick, 20,200 in Nova Scotia, 2,100 in Prince Edward Island, and 7,700 in Newfoundland & Labrador

JOB GROWTH

Highest numbers of new jobs in October 2014 were created for:

- informatics / business systems analysts (↑6,200)
- multimedia designers / graphic illustrators (↑1,000)

EMPLOYMENT OUTLOOK

In the next month, highest numbers of new jobs are projected to be created for:

- informatics / business systems analysts
- multimedia designers / graphic illustrators

Notes

[Digital Economy Labour Force](#)

[ICT Sector](#)

For the latest ICTC news and developments follow us on Twitter [@ICTC_CTIC](#) or [www.ictc-ctic.ca](#)